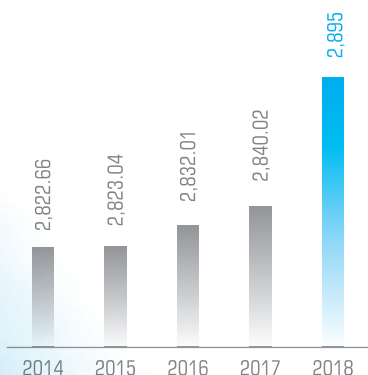
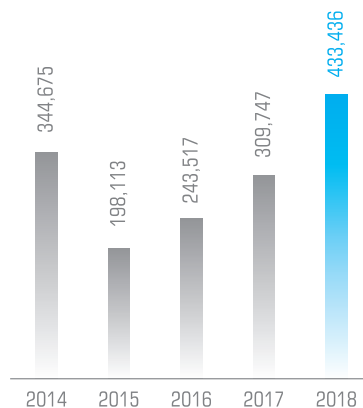


KEY INDICATORS

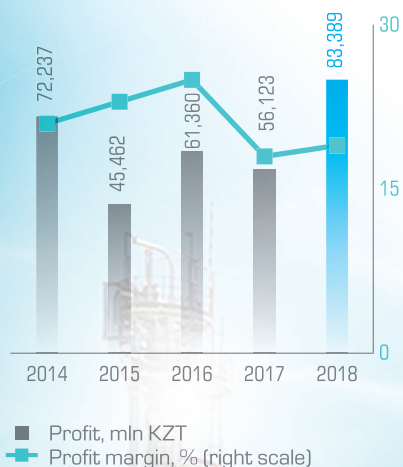
Oil Production, thous. tonnes



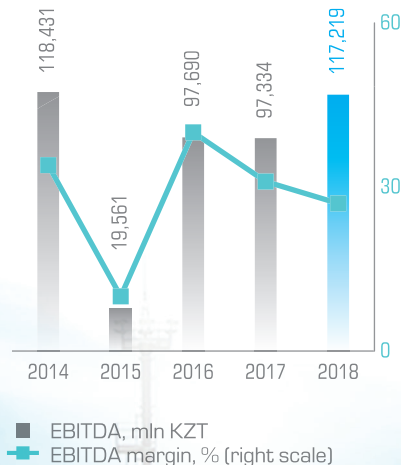
Earnings, mln KZT



Profit



EBITDA



44,201

MLN KZT

CAPITAL EXPENDITURES 2018

2,895
THOUS. TONNES

OIL PRODUCTION 2018

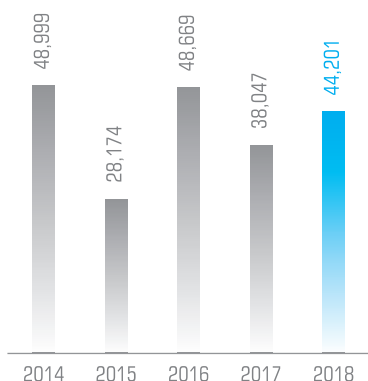
19%

PROFIT MARGIN

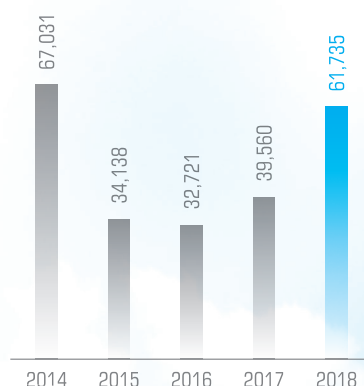
61,735
MLN KZT

FREE CASH
FLOW 2018

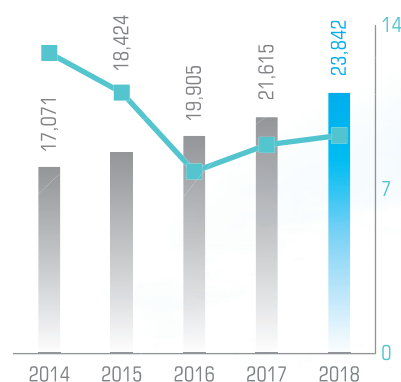
Capital Expenditures, mln KZT



Free Cash Flow, mln KZT



Lifting



- Lifting (operating) costs per unit, KZT/tonne
- ◆ Lifting (operating) costs per unit, USD/bbl (right scale)

83,389

MLN KZT

PROFIT 2018

433,436

MLN KZT

EARNINGS 2018

117,219

MLN KZT

EBITDA 2018

27%

EBITDA 2018

23,842

KZT/TONNE

LIFTING 2018